


Creating a wire loop and securing with ferrule

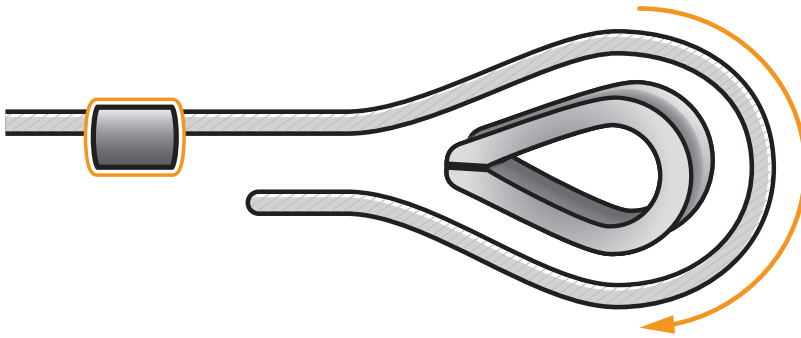
Instructions are for a wire rope loop using a wire rope thimble to create a hard eye. To create a soft eye loop please follow the same instructions, omitting the wire rope thimble from the process.



S3i Tip

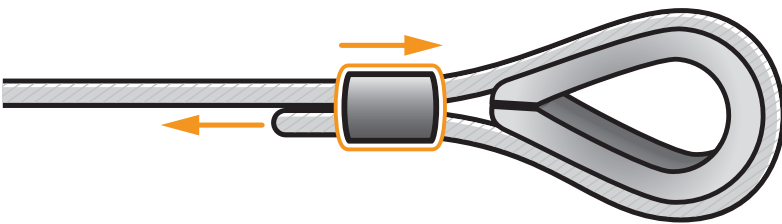
The size of the ferrule you choose relates to the wire diameter.

So, If using 4mm wire rope, please choose a 4mm ferrule.



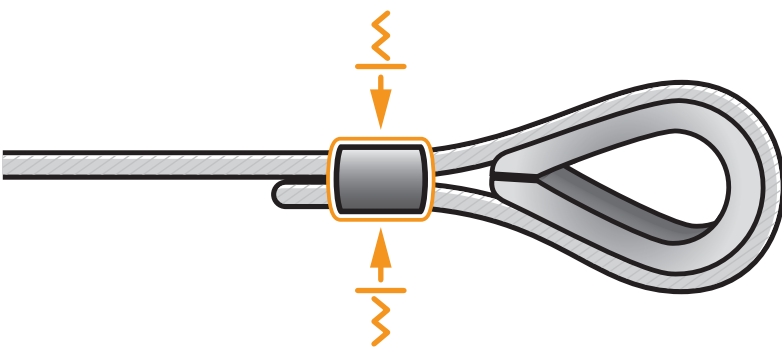
Step 1

Simply lace the dead end of your wire rope through your ferrule and loop the end of your wire rope around the outer groove of the thimble.



Step 2

Pass the end back through the ferrule and pull-in the dead end to fit tight around the thimble.



Step 3

Once in place, we recommend using a crimping tool to compress the ferrule onto the rope to hold your thimble loop securely.

We recommend you load test your wire rope assembly with a load that is equal or greater than the expected load to ensure that your loop/eye performs safely.