



Modular Balustrade Handrail Plate Bracket Smooth Angle Flat to Tube Mount

13.0112.042.12

Beautifully presented handrail support bracket with smooth angle stem. Plate mount for simple installation to flat wall surfaces. Designed for supporting 42.4mm or 48.3mm diameter handrail.

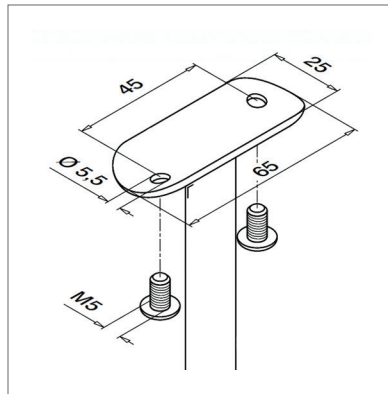
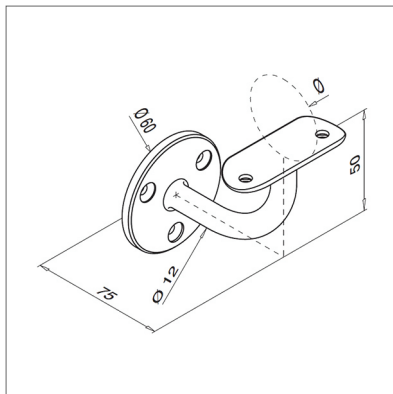
This bracket is available for indoor and outdoor applications, with the choice of 304 (interior) grade and 316 (exterior) grade stainless steel. Finished to a high quality brushed 320 grit satin.

Installation is quick and easy using countersunk screws.

We recommend using **M5 x 16 hex head button cap screws** if attaching a stainless steel handrail.

Modular DIY Range

Our most comprehensive and popular range of balustrade components. Produced from high quality 304 or 316 grade stainless steel. All the fittings in this range are based upon a wall thickness of 2.6mm ensuring that your installation is of the highest quality and will stand the test of time.



Key Features

- 304** Manufactured from 304 grade stainless steel.
- 316** Manufactured from 316 grade stainless steel.
- Ø 42.4** To fit 42.4mm diameter stainless steel tube.
- Ø 48.3** To fit 48.3mm diameter stainless steel tube.
- To a brushed 320 grit satin finish.

- Selection of fitting options available.
- If attaching stainless steel handrail a hex head key will be required for installation.
- Drill required for installation.
- Screwdriver required for installation.

Product Information

Available Options

Grade: 304 (interior) stainless steel.
Grade: 316 (exterior) stainless steel.

To Fit: 42.4mm diameter tube.
To Fit: 48.3mm diameter tube.

Stand Off: 75mm.
Plate Diameter: 60mm.
To a brushed 320 grit satin finish.




Modular Balustrade Handrail Plate Bracket Smooth Angle Flat to Tube Mount

13.0112.042.12



For attaching stainless steel handrail we recommend using two **M5 x 16 hex head button cap screws**.



Use of a **hex head key** may be required for installation if attaching stainless steel handrail.

Care Instructions



We recommend you should treat your stainless steel balustrade on a regular basis to ensure long-lasting perfection. Using either WD-40 or a specialist chemical stainless steel cleaner to remove heavy dirt and rust stains.

Q-Ultra-Clean rebuilds and strengthens the passive layer of stainless steel.

Design

You can send us your drawings, technical drawings or even a freehand sketch.

From this we'll produce an accurate quotation for you. This service is completely free with no hassle or obligation.

Give us a call for any advice Monday to Friday 9.00am to 5.00pm

Contact us

Email: info@s3i.co.uk

Telephone: **01302 752 504**

Fax: **01302 752 410**