

Modular Balustrade Cross Bar Holder In-line Adjustable End Piece, Flat - Bar

13.0855.000.12

An incredibly versatile cross bar holder the ideal choice for inclines on custom balustrade projects. This adjustable in-line end piece cross bar holder supports 12mm tubular stainless steel bars as balustrade infill.

Produced from interior (304 grade) stainless steel to fit on flat surfaces. Finished to a superb brushed 320 grit satin. Simple to install using a **M6 x 25 countersunk hex head screw** and **hex head key**.

Modular Range

Our most comprehensive and popular range of balustrade components for internal and external use. All the fittings in this range are based upon a wall thickness of 2.6mm ensuring that your installation is of the highest quality and will stand the test of time.

Product Information

Grade: 304 (interior) stainless steel.


Bar Diameter: 12mm


Stand Off Height: 58mm

To a brushed 320 grit satin finish.


Key Features


304 Available in 304 grade (interior) stainless steel.

 To a superb brushed 320 grit satin finish.

 Adjustment of 90° in each direction.

 This product requires a **hex head key** for installation.

 Drill required for installation.

 This product requires **M6 x 25 Countersunk Hex Head Screw**.

Tools and Fixings



This product requires a **hex head key** for installation.

Care Instructions



We recommend you should treat your stainless steel balustrade on a regular basis to ensure long-lasting perfection. **Q-Ultra-Clean**.

Contact Us

Give us a call for any advice
Monday to Friday 9.00am to 5.00pm

Contact us

Email: info@s3i.co.uk

Telephone: **01302 752 504**

Fax: **01302 752 410**