

Key Recommendations

Failure to comply with these recommendations may result in product malfunction and possible damage to property or person and will invalidate the Gripple guarantee. Gripple products are guaranteed to be free from defects in materials and workmanship in accordance with our terms and conditions. No other warranty, whether express or implied, including any warranty of merchantability or fitness for purpose shall exist in connection with the sale or use of any Gripple product.

Full technical information and installation instructions should be obtained directly from Gripple Limited, Gripple Europe or Gripple Inc., any regional Gripple office, or via the website www.gripple.com.

Please adhere to the following key recommendations:



Loads

Always operate the product within its stated safe working load range.



Wire Rope

Always use the fastener supplied and specified wire rope. Never use on coated wire rope or other rope. Trim any damaged filaments with the wire cutter before use.



Lifting

Do not use for lifting, either by crane or as part of a pulley system. Suspend static loads only.



Environment

Do not use in chlorinated or chemically corrosive atmospheres. Standard hangers are for use in dry and air conditioned environments only. Stainless steel hangers should be considered for high to saturated humid environments after validation by a competent person. Not suitable for Swimming pools.



Installation

Do not walk or stand on the Gripple product installation unless expressly designed for this purpose.



Impact

If there is potential for impact on the wire rope suspension or suspended services, seek advice from Gripple Ltd. Technical Services prior to installation.



Painting

Do not paint the hanger prior to installation. Ensure that the hanger is in its final position prior to applying any paint to the wire rope assembly. Do not move the fastener after painting.



Hanging at an Angle to Vertical

Ensure that the load calculation considers the effect of 'side load'. For example, at an angle of 60° to vertical the SWL is effectively reduced by 50%



Lubrication

Do not apply oil or any other lubricant to the hanger or any other part of the assembly.



Ducting: When installing included angle teardrop hangers on round/spiral ducting or pipes, the final included angle of the assembly should not exceed 60°.



Joining

Never join two ends together in-line.



Y-Fit: Legs on Y-Fit not to be installed greater than 60°.

Quality & Approval

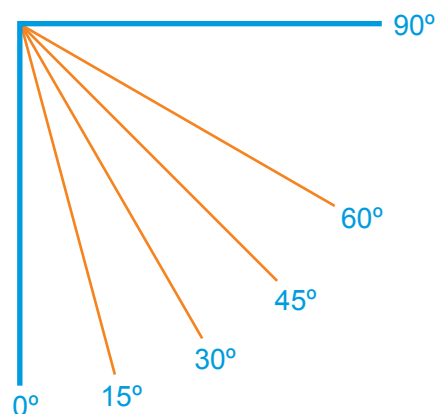
Gripple UK is ISO 9001:2008 and ISO 14001 certified. Gripple products meet the highest standards of quality with lowest environmental impact.



Hanging at Angles

The load rating for a Gripple Hanger is based on the suspension being hung vertically. If the wire rope is at an angle, an additional sideways force is applied which increases the load on the suspension. The net effect is shown in the table below.

Hanger size	Maximum load (kg) at an angle from vertical				
	0°	15°	30°	45°	60°
No.1	10	9.6	8.6	7	5
No.2	45	43	39	32	22
No.3	90	87	78	64	45
No.4	225	217	195	159	113
No.5	325	314	281	230	163
Load %	100	96	86	70	50




For Gripple hanger hung at an angle in excess of 60° from vertical, contact Gripple Technical Services.

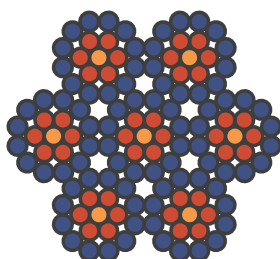
Wire Rope Construction & Cross Sections

The wire ropes used within our product ranges are manufactured with a galvanised coating in accordance with the norm EN 12385.


Wire rope size	Diameter (mm)	Construction
No.1	1.5	7 x 7 or 1 x 19
No.2	2	7 x 7 or 1 x 19
No.3	3	7 x 7 or 1 x 19
No.4	4.75	7 x 19
No.5	6	7 x 19



7 x 7 (6/1)



7 x 19 (12/6/1)



1 x 19 (12/6/1)